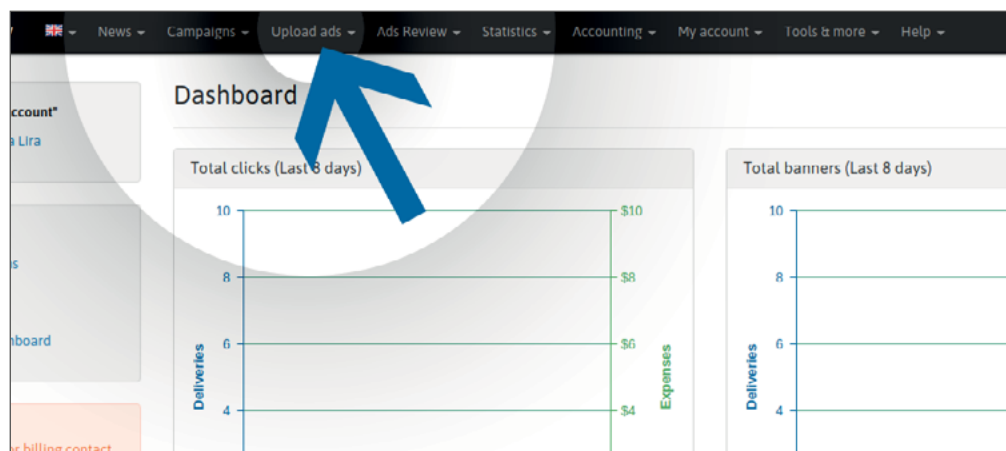


## STEP 1: On the navigation bar choose Upload a Video

Choose „UPLOAD ADS“, then „UPLOAD PRE-ROLL VIDEO“



## STEP 2: Upload video - pt. 1

Add a URL (optional) for your Video, this URL means that no matter the URL that you have add to your campaign, the users will be redirected to the URL you set at this stage.

Upload videos: step 1

**Common information**

URL (optional)

Actions


**How does the banner URL work?**

- The landing page the user will see depends on the URL used when creating a banner.
- If a destination URL is set for a banner the user will see the landing page associated with that banner.
- If the banner URL is not set, then the campaign's destination URL will be used.
- Customize information about the user through the use of our tracking parameters.


**What is "Alternate domain name"?**

If your domain name is unattractive you can setup an alternate domain name to display. Choose your alternate domain name wisely, since you won't be able to edit it afterwards. Please note that alternate domain will be subject to approval after submission.


**Video pre-rolls**



Video formats:  
AVI, MKV, MPEG,  
MP4, M4V, OGG,  
OGV, WEBM




Audio formats:  
AAC/MP2  
compatible



MAX  
FILE SIZE  
**200**  
MB


Filesize limitation



**6-20**  
sec

Video duration  
limitation

**Accepted sizes**



16:9

## STEP 3: Upload video - pt.2

Create a name for your file and add an Alternate domain name (Optional)

Please remember to add <https://> to the Url

What is an „Alternate Domain Name“?

If your domain name is „unattractive“, you can setup an alternate domain name to be displayed.

Please choose your alternate domain name wisely, as you will be unable to edit this in the future. Please note that the alternate domain name will also be subject to approval after its submission.

Upload videos: step 2

Upload videos

Status **PENDING**

Url No url defined.

🔔 The best ratio between quality and size of your banner can help with performance

🔔 The domain name of your main URL is displayed throughout the ad and remains clickable even after, in the top right corner of the player.

🔔 If your domain name is unattractive you can setup an alternate domain name to display.

⚠ Choose your alternate domain name wisely, since you won't be able to edit it afterwards. Please note that alternate domain will be subject to approval after submission.

This video will use the campaign's url.

Video Ad example alternate.domain.example.com

4f06f15f0cef65c124812b924ea1193\_2\_1.mp4

## STEP 4: Submit your file

Url No url defined.

🔔 The best ratio between quality and size of your banner can help with performance

🔔 The domain name of your main URL is displayed throughout the ad and remains clickable even after, in the top right corner of the player.

🔔 If your domain name is unattractive you can setup an alternate domain name to display.

⚠ Choose your alternate domain name wisely, since you won't be able to edit it afterwards. Please note that alternate domain will be subject to approval after submission.

This video will use the campaign's url.

Video Ad example Traffic Factory Campaign Exa

4f06f15f0cef65c124812b924ea1193\_2.mp4

Upload the file

Actions

Status **PENDING**


Url No url defined.

🔔 The best ratio between quality and size of your banner can help with performance

🔔 The domain name of your main URL is displayed throughout the ad and remains clickable even after, in the top right corner of the player.

🔔 If your domain name is unattractive you can setup an alternate domain name to display.

⚠ Choose your alternate domain name wisely, since you won't be able to edit it afterwards. Please note that alternate domain will be subject to approval after submission.

 The banner Video Ad example was created successfully. Please link it to a campaign so that our review team can review your banner.

Name Video Ad example

Banner type Video

Actions

# STEP 5: Link the Video Ad

Link the Video Ad to an Ad Campaign, wait for its approval, and start receiving traffic.

Status: **DISABLED** CPM

Campaign type: **Video**

Name: Example\_video\_campaign

Url: https://www.trafficfactory.com

Daily max: unlimited (Today: 50.00)

Max budget: unlimited (Total: 50.00)

Keep targets live:  Inherited from user settings

Start/stop day: all the week

Start/stop time: all the day

Banners (active/total): 0 / 0

Actions: Back to list, Delete, **Link Stats**

Name	Banner type	Status	Bid (CPM)	Current top BID (CPM)	Filters
Video_tutorial_target 786319	Video	ACTIVE	1 \$1,200 2 \$1,200 3 \$1,200 4 \$1,200 5 \$1,200 6 \$1,200 7 \$1,200 8 \$1,200 9 \$1,200 10 \$1,200	USA - All in month USA - All USA - Term USA - All USA - Month See more CPMs	

Add target

Linked banners

You need to have at least one active banner to receive traffic.

**Link banners**

Link banners to "Example\_video\_campaign"

Manage banners for another campaign: Select a Maya\_Tes\_Account campaign

Available banners

Status	Banner name	Preview	Type
ACTIVE	Video Ad example		Video

Link

Banners linked to "Example\_video\_campaign"

Status	Banner name	Preview	Type
--------	-------------	---------	------

1 banner has been linked.

Manage banners for another campaign: Select a Maya\_Tes\_Account campaign

Available banners

no result

Link

Banners linked to "Example\_video\_campaign"

Status	Banner name	Preview	Type
ACTIVE	Video Ad example		Video